

PROFESSIONAL MEDICAL  
BEAUTY EQUIPMENT  
SUPPLIER

专业生产各种医疗美容设备



佛山市容骏医疗美容设备有限公司  
FOSHAN RONGJUN MEDICAL BEAUTY EQUIPMENT CO., LTD.

展厅地址: 广东省佛山市丹灶镇樵金北路1号福通联沙商业广场2座402  
Showroom: Room 402, Block 2, FuTong Commercial Plaza, No.1 Qiaojinbei Rd,  
DanZhao Town, Foshan City, GuangDong, China  
厂址: 广东省佛山市丹灶镇樵金北路沙墩胡工业区2号  
Factory address: No.2 Shadunhu Industrial Zone, QiaojinBei Rd, DanZhao Town,  
Foshan City, Guangdong, China  
Tel/Fax: 0757-86616990 Cell Phone: +86 15989108161  
Email: sales@fsrjmed.com sales08@fsrjmed.com  
Website: www.fsrjmed.com

2018  
wheelchair

佛山市容骏医疗美容设备有限公司  
FOSHAN RONGJUN MEDICAL BEAUTY EQUIPMENT CO., LTD.

目录

CONTANTS

01 / 02

Electric wheelchair series

03 / 04

Sports Wheelchair

05 / 06

Cerebral Palsy Wheelchair

07 / 15

Aluminum Wheelchair

16 / 23

Steel Wheelchair

24 / 34

Commode wheelchair

35 / 37

Shower Chair

38

Rollator

39 / 40

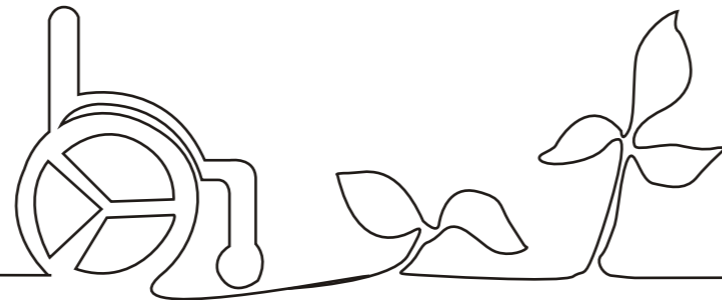
Aluminum Walker

41 / 42

Stick

43 / 58

Sickbed series





专业生产各种医疗·美容设备  
**PROFESSIONAL MEDICAL  
BEAUTY EQUIPMENT  
SUPPLIER**

## 企业简介 COMPANY PROFILE

佛山市容骏医疗美容设备有限公司，地处拥有“中国日用五金之都”美誉的丹灶镇，广明高速等高速及南广铁路等穿境而过，北江水道、南沙涌“两河三岸”，陆路水路畅通。十余年来容骏一直专注于医疗美容设备领域，主要经营产品为：轮椅系列、座便椅系列、洗澡椅系列、助行器系列、拐杖系列、多功能餐桌系列、美容床、护理床、检查床等百余种康复护理产品。现有厂房面积达19000平方米，拥有300名员工，并一直在不断发展壮大中。公司坚持以“管理创造效益，拓展创造财富”作为经营理念，凭借着完整、科学的质量管理体系，员工各司其职严把质量关，产品荣获欧洲CE、美国FDA等质量体系认证，每年出口贸易额达千万，也是国内各地经销商争相采购的首选。我司是一家集生产兼贸易共同发展的企业，拥有自主研发生产的团队，承接来料加工、来样加工、OEM加工、来图加工等，公司还分设市场部及出口贸易部，拥有完善的销售体系。佛山市容骏医疗美容有限公司以诚信、实力和产品质量获得业界的认可。欢迎各界朋友莅临参观、指导和业务洽谈。



## RJ-WD8703A

铝合金车架  
 车宽：72/76CM  
 座宽：46/50CM  
 后轮规格：PU实心胎24"  
 速度：1-6KM/H(可调整)  
 安全爬坡度：≤12°  
 驱动模式：后轮驱动  
 刹车：电磁刹车  
 电池：铅酸电池（2个）  
 控制器：智维控制器  
 续航里程：22±5KM  
 最大承重：120KG  
 NW：41.8KG  
 GW：49KG  
 DIM：89\*48\*83



standard castor

## RJ-WD8702

**Features** Lightweight travel electric wheelchair with App system  
**Frame** Aluminum  
**Frame color** Powder coating  
**Armrest** Fixed,PU  
**Seat** Gunny in the middle, nylon on both side  
**Footrest** Foldable  
**Footplate** Black plastic

SIZE (cm)	MODEL	W	D	H	W	H	W	H	W	H	W	H	
RJ-WD8702		62	40	41	12"	6"	46	86					
SIZE (cm)	MODEL	W	D	H	W	H	W	H	W	H	W	H	
RJ-WD8702		80	40	37	100	65*35*72	1	/	/	/	/	/	
SIZE (cm)	MODEL	CNTS	40°	FCL	W	D	H	W	H	W	H	W	H
RJ-WD8702		378	8°	6km	up to 20km per battery charge	PG (Imported from Taiwan)	250W	29V3A	12V/10.6AH*2	8			

## RJ-WD8710A

铝合金车架  
 车宽：72/76CM  
 座宽：46/50CM  
 后轮规格：PU实心胎24"  
 速度：1-6KM/H(可调整)  
 安全爬坡度：≤12°  
 驱动模式：后轮驱动  
 刹车：电磁刹车  
 电池：铅酸电池（2个）  
 控制器：智维控制器  
 续航里程：22±5KM  
 最大承重：120KG  
 NW：41.8KG  
 GW：49KG  
 DIM：89\*48\*83



## RJ-WD8704

Foldable traveling power wheelchair;  
 Mini size, light weight with titanium frame, total weight is 19.6kg with batteries,  
 comfortable power wheelchair for adults and children;  
 PG controller from UK, it can be interchanged with right and left hand;  
 With lithium ion battery;  
 With bag for easy carriage;  
 Frame color is optional.

SIZE (cm)	MODEL	W	D	H	W	H	W	H	W	H	W	H	
RJ-WD8704		51	30	41	10"(PU)	5"(PU)	48	89					
SIZE (cm)	MODEL	W	D	H	W	H	W	H	W	H	W	H	
RJ-WD8704		105	36	40	75	63*30*70	1	19.6	17.6				
SIZE (cm)	MODEL	CNTS	40°	FCL	W	D	H	W	H	W	H	W	H
RJ-WD8704		282	6-8°	6km/h	up to 20km per battery charge	PG (Imported from UK)	24V/100W*2	24V/3A	24V/15AH (Lithium ion)	8hrs			



Frame and cushion color are optional



Foldable frame

## RJ720L-36

**ITEM NAME** Leisure type sports wheelchair  
**FRAME** Aluminum  
**FRAME COLOR** Nano orange powder coating  
**ARMREST** Fixed , pvc  
**SEAT** Nylon  
**FOOTREST** Fixed  
**FOOTPLATE** Black aluminum

规格 SIZE	型号 MODEL	57	32	36(41,46)	24*(Air)	5*(PU)	49	75
规格 SIZE	型号 MODEL	85	36	34	100	85*35*80	11	265



## RJ721L

**ITEM NAME** Leisure type sports wheelchair  
**FRAME** Aluminum  
**FRAME COLOR** Nano green powder coating  
**ARMREST** Fixed , pvc  
**SEAT** Nylon  
**FOOTREST** Fixed  
**FOOTPLATE** Black aluminum

规格 SIZE	型号 MODEL	60	33	36	24*(Air)	5*(PU)	49.5	78
规格 SIZE	型号 MODEL	87	36	34	100	85*35*80	13	261



## RJ728L

**ITEM NAME** Dance sports wheelchair  
 (Add auxiliary wheels and brakes. It can be used for Chinese Taichi sports );  
**FRAME** Aluminum  
**FRAME COLOR** Nano purple powder coating  
**ARMREST** /  
**SEAT** Nylon  
**FOOTREST** Fixed  
**FOOTPLATE** Black aluminum

规格 SIZE	型号 MODEL	61	/	36	24*(Air)	5*(PU)	50	66.5
规格 SIZE	型号 MODEL	80	36	50	100	75*63*60	12	232



## RJ775L

**ITEM NAME** Leisure type sports wheelchair  
**FRAME** Aluminum  
**FRAME COLOR** Nano green powder coating  
**ARMREST** Sponge  
**SEAT** Nylon  
**FOOTREST** Fixed  
**FOOTPLATE** Black aluminum



Net under the seat for placing small items.



Rear wheel position can be adjusted forth-back or up-down.

规格 SIZE	型号 MODEL	64.5(59.5)	36	41 (46)	24*(Air)	5*(PU)	50	80
规格 SIZE	型号 MODEL	95	37	37	100	85*35*80	13	265

## RJ722L

**ITEM NAME** Leisure type sport wheelchair  
**FRAME** Aluminum  
**FRAME COLOR** Nano green powder coating  
**ARMREST** /  
**SEAT** Nylon  
**FOOTREST** Fixed  
**FOOTPLATE** Black aluminum

规格 SIZE	型号 MODEL	62	/	36	24*(Air)	5*(PU)	48	78
规格 SIZE	型号 MODEL	80	40	30	100	92*57*62	10	198






Backrest angle can be adjusted from 93° to 175°.



The angle of backrest and seat is adjustable through the expansion of air spring. The tilting angle between seat and ground is from 0° to 45°.



Disassemble completely for mini package.



standard castor



## RJ958-C

**ITEM NAME** Economic cerebral palsy wheelchair;  
**FEATURES** 45°adjustable seat and 93°-175°adjustable backrest.  
**FRAME** A3 steel  
**FRAME COLOR** Nano red powder coating  
**ARMREST** Detachable, PU  
**SEAT** PVC  
**FOOTREST** Detachable&Elevating  
**FOOTPLATE** Black plastic  
**BRAKE** With united brakes

规格 SIZE	型号 MODEL	座宽	座深	座高	脚踏高	脚踏宽	脚踏长	脚踏距	脚踏角	脚踏距	脚踏角
RJ958-C	49(54.59)	/	38(41.46)	12"(PU)	6"(PVC)	50	93				
规格 SIZE	型号 MODEL	座宽	座深	座高	脚踏高	脚踏宽	脚踏长	脚踏距	脚踏角	脚踏距	脚踏角
RJ958-C	99	38	50	75	77*51*65	23	230				

## RJ980AC-35

**FEATURES** Steel children wheelchair with foldable backrest  
**FRAME** Steel  
**FRAME COLOR** Italian blue powder coating  
**ARMREST** Flip up, PU  
**SEAT** Nylon with cushion  
**FOOTREST** Detachable&Elevating  
**FOOTPLATE** Black plastic  
**BRAKE** /

规格 SIZE	型号 MODEL	座宽	座深	座高	脚踏高	脚踏宽	脚踏长	脚踏距	脚踏角	脚踏距	脚踏角
RJ980AC-35	54	32	35	22"(PU)	6"(PVC)	45	89				
规格 SIZE	型号 MODEL	座宽	座深	座高	脚踏高	脚踏宽	脚踏长	脚踏距	脚踏角	脚踏距	脚踏角
RJ980AC-35	103	37	39	80	80*33*70	18	341				



Standard castor



Standard castor

## RJ980LA-35

**FEATURES** Aluminum children wheelchair with foldable backrest  
**FRAME** Aluminum  
**FRAME COLOR** Orange powder coating  
**ARMREST** Flip up, PU  
**SEAT** Nylon with cushion  
**FOOTREST** Detachable  
**FOOTPLATE** Black plastic  
**BRAKE** /

规格 SIZE	型号 MODEL	座宽	座深	座高	脚踏高	脚踏宽	脚踏长	脚踏距	脚踏角	脚踏距	脚踏角
RJ980LA-35	51(57.62)	32	35(41.46)	22"(PU)	6"(PVC)	48	85				
规格 SIZE	型号 MODEL	座宽	座深	座高	脚踏高	脚踏宽	脚踏长	脚踏距	脚踏角	脚踏距	脚踏角
RJ980LA-35	97	38	40	100	87*33*70	12	313				

## RJ-W809R















Kid wheelchair,  
 Chrome-plating steel frame,  
 fixed armrest,  
 fixed footrest,  
 6" solid front wheels,  
 22" solid rear wheels,  
 polyester oxford fabric seat

规格 SIZE	型号 MODEL	座宽	座深	座高	脚踏高	脚踏宽	脚踏长	脚踏距	脚踏角	脚踏距	脚踏角
RJ-W809R	53	/	38	55	15	44	85				
规格 SIZE	型号 MODEL	座宽	座深	座高	脚踏高	脚踏宽	脚踏长	脚踏距	脚踏角	脚踏距	脚踏角
RJ-W809R	/	/	/	113	85*22*87	14/16	1				



## RJ863LAJ-C-20














- FEATURES** Aluminum wheelchair with foldable backrest  
**FRAME** Aluminum  
**FRAME COLOR** Powder coating  
**ARMREST** Detachable, PU  
**SEAT** Gunny in the middle, nylon on both sides  
**FOOTREST** Foldable  
**FOOTPLATE** Black plastic  
**BRAKE** United brake

规格 SIZE							
型号 MODEL	61	29	46(41)	20"(PU)	6"(PVC)	46	92
规格 SIZE							
型号 MODEL	96	36.5	44	100	80*33*70	11.9	341



## RJ863LABJ-C-12

- FEATURES** Aluminum wheelchair with foldable backrest  
**FRAME** Aluminum  
**FRAME COLOR** Powder coating  
**ARMREST** Detachable, PU  
**SEAT** Gunny in the middle, nylon on both sides  
**FOOTREST** Foldable  
**FOOTPLATE** Black plastic  
**BRAKE** United brake

规格 SIZE							
型号 MODEL	61	29	46(41)	12"(PU)	6"(PVC)	46	92
规格 SIZE							
型号 MODEL	94	36.5	44	100	73*29*70	10.8	425

















## RJ863LABJ-A-12"

- FEATURES** Aluminum wheelchair with foldable backrest  
**FRAME** Aluminum  
**FRAME COLOR** Oxidation bright  
**ARMREST** Fixed, PU  
**SEAT** Single layer mesh  
**FOOTREST** Foldable  
**FOOTPLATE** Bright Aluminum  
**BRAKE** United brakes

规格 SIZE							
型号 MODEL	61(56)	29	46(41)	12"(PU)	6"(PVC)	47	94
规格 SIZE							
型号 MODEL	94	37	45	75	74*28.5*72	10	425

## RJ863LABJ-16"













- FEATURES** Aluminum wheelchair  
**FRAME** Aluminum  
**FRAME COLOR** Orange powder coating  
**ARMREST** Flip up, PU  
**SEAT** Mesh in the middle, nylon on both sides  
**FOOTREST** Detachable  
**FOOTPLATE** Black plastic  
**BRAKE** United brakes

规格 SIZE							
型号 MODEL	51(56)	27	41(46)	16"(PU)	6"(PVC)	49	94
规格 SIZE							
型号 MODEL	97	37	43	100	69*27*73	12	425



## RJ863LAJ-B















- FEATURES** Aluminum wheelchair  
**FRAME** Aluminum  
**FRAME COLOR** Oxidation bright  
**ARMREST** Fixed, PU  
**SEAT** Mesh in the middle, nylon on both sides  
**FOOTREST** Detachable  
**FOOTPLATE** Aluminum  
**BRAKE** United brakes

规格 SIZE							
型号 MODEL	67(62)	27	46(41)	24"(PU)	8"(PVC)	45	84
规格 SIZE							
型号 MODEL	95	41	37	75	98*26*77	13	284



## RJ863LAJ-A

- FEATURES** Aluminum wheelchair with foldable backrest  
**FRAME** Aluminum  
**FRAME COLOR** Oxidation bright  
**ARMREST** Fixed, PU  
**SEAT** Nylon with mesh cushion  
**FOOTREST** Fixed  
**FOOTPLATE** Black plastic  
**BRAKE** United brakes

规格 SIZE							
型号 MODEL	68(63,65)	24	46(41,43)	24"(PU)	8"(PVC)	50	87
规格 SIZE							
型号 MODEL	101	43	37	100	98*27*77	13	324